



CSI Code: 03150

NO. 324

APRIL 2004
(Supersedes May 2003)

PLASTIC JOINT MATERIALS

SPEED-E-JOINT®, DECK-O-JOINT®, SNAP CAP®, KEYWAY™

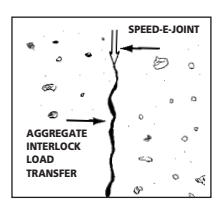
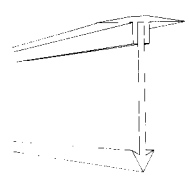
SPEED-E-JOINT®

Preformed Contraction Joint

SPEED-E-JOINT Preformed Contraction Joint consists of 2 solid pieces which have been pre-assembled for easy handling and installation.

SPEED-E-JOINT offers an ideal solution to controlling cracks in concrete. It is a rigid preformed contraction joint that produces a straight line crack on the surface of concrete slabs and locks into the aggregate just below the surface. SPEED-E-JOINT is strong, economical and eliminates waste in providing straight lines. It is quick and easy to install. The top section pulls free once the joint has been placed correctly in the wet concrete.

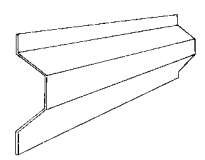
Furnished in 3 depths: 1", 1-1/2", and 2" (25.4mm, 38.1mm and 50.8mm). Standard length is 10 feet (3.05m).



KEYWAY™

Vinyl Tongue and Groove Joint Form

KEYWAY Tongue and Groove Joint Form is lightweight, flexible and an easy way to mold a keyed tongue and groove construction joint. KEYWAY will not whip or warp and resists impact. It strips quickly and can be reused or left in place.

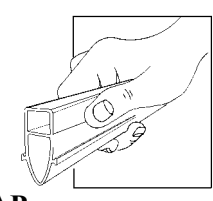


DECK-O-JOINT®

Vinyl Expansion Joint

DECK-O-JOINT Vinyl Expansion Joint is a decorative expansion joint for use wherever concrete is placed. It is economical, long lasting and trouble-free...resists acids, alkali, chlorine, etc. A light hose down keeps it bright and clean.

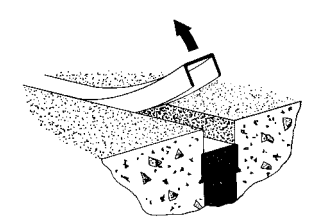
DECK-O-JOINT will not whip or warp during application. It locks into concrete and adjusts for any slab movement. DECK-O-JOINT's exclusive channel design prevents excessive seepage and water damage. Colors: Stone Gray, Desert Tan and Dura-White.



SNAP-CAP®

Expansion Joint Cap

SNAP-CAP Expansion Joint Cap provides a time and cost-saving method for forming straight, uniform and debris-free joints of the proper configuration, ready to seal. The top of the SNAP-CAP pulls free and can be discarded. The exposed concrete surfaces assure balanced adherence to the sides. It is ideal for both horizontal and vertical concrete projects. SNAP-CAP is available in 4 widths as shown in the table on page 2.



CONTINUED ON REVERSE SIDE...

Application Tools



Hammer



Hacksaw



Staple Gun



Knife



Screwdriver

**APPLICATION
SPEED-E-JOINT**

Preformed Contraction Joint

To install SPEED-E-JOINT, press straight edge cutting tool into the wet concrete to part the aggregate in a straight line. Place the SPEED-E-JOINT into the separation until the top segment lays on the surface of the wet concrete. Remove the top. Float concrete to fill all voids adjacent to the SPEED-E-JOINT and finish in the normal manner.

DECK-O-JOINT

Vinyl Expansion Joint

Press DECK-O-JOINT into the wet concrete until top is level with the concrete. Float concrete to fill all voids adjacent to the DECK-O-JOINT. Finish in the normal manner. Remove protective tape.

KEYWAY

Vinyl Tongue and Groove Joint Form

Nail or staple KEYWAY to the form or header prior to pouring concrete. Pour the concrete. After the concrete sets up, remove the KEYWAY to leave the ideal tongue and groove type joint. If desired, KEYWAY can be left in place.

SNAP-CAP

Expansion Joint Cap

To install, slide SNAP-CAP over the top of the expansion joint. Place the concrete and screed to finish grade as usual. When concrete is cured, insert a screwdriver through the top of the SNAP-CAP, pull free and discard. The joint is ready to seal.

Plastic Joint Materials Size Information

TYPE	WIDTH	DEPTH	LENGTH
SPEED-E-JOINT	N/A	1" (25.4mm) 1-1/2" (38.1mm) 2" (50.8mm)	10' (3.05m)
DECK-O-JOINT	5/8" (15.88mm)	1-5/8" (41.3mm)	10' (3.05m)
KEYWAY	N/A	3-1/2" (88.9mm)	10' (3.05m)
SNAP-CAP	3/8" (9.53mm) 1/2" (12.7mm) 3/4" (19.05mm) 1" (25.4mm)	1/2" (12.7mm)	10' (3.05m)



LIMITED WARRANTY

"W. R. MEADOWS, INC. warrants at the time and place we make shipment, our material will be of good quality and will conform with our published specifications in force on the date of acceptance of the order." Read complete warranty. Copy furnished upon request.

Disclaimer

The information contained herein is included for illustrative purposes only, and to the best of our knowledge, is accurate and reliable. W. R. MEADOWS, INC. cannot however under any circumstances make any guarantee of results or assume any obligation or liability in connection with the use of this information. As W. R. MEADOWS, INC. has no control over the use to which others may put its product, it is recommended that the products be tested to determine if suitable for specific application and/or our information is valid in a particular circumstance. Responsibility remains with the architect or engineer, contractor and owner for the design, application and proper installation of each product. Specifier and user shall determine the suitability of products for specific application and assume all responsibilities in connection therewith.