

Plastic Rebar Supports

(5205) SLAB BEAM BOLSTER (SBB)

Slab beam bolster is made from fiber filled composite material. They are gray in color, which blends with the concrete while offering continuous corrosion protection. Corrugated on 1" centers for easy placement of rebar. Stocked in 5' lengths.



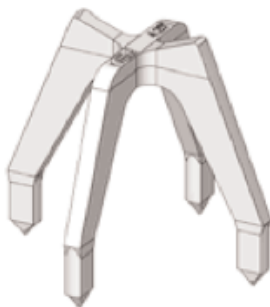
SOLD IN FULL BOX QUANTITIES ONLY

Description	MB Item #	Size (Length)	Feet Per Package	Weight Per Package
3/4"	283250	5'	100	10.2
1"	283251	5'	100	11.8
1-1/4"	283252	5'	100	11
1-1/2"	283253	5'	100	12
1-3/4"	283254	5'	100	12
2"	283255	5'	100	14
2-1/2"	283257	5'	100	18
3"	283259	5'	100	20
3-1/2"	283295	5'	100	21
4"	283297	5'	100	23

97

(5210) MB SUPER CHAIR

Note: Chair design is for steel and concrete casting surfaces specifically designed for the exposed concrete surfaces prevalent in Precast and Tilt-Up applications. This chair is not designed for use with plywood.



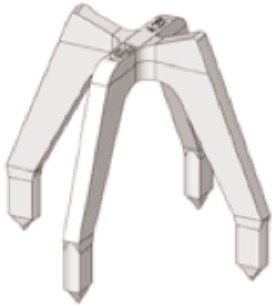
Description	MB Item #	Pieces Per Package	Weight Per Package
3/4"	214075	1,500	36
1"	214100	1,000	28
1-1/4"	214125	900	27
1-1/2"	214150	700	27
1-3/4"	214175	650	28
2"	214200	500	26
2-1/4"	214225	400	24
2-1/2"	214250	350	24
2-3/4"	214275	500	21
3"	214300	400	26
3-1/4"	214325	400	27
3-1/2"	214350	400	26

General Line Products

Plastic Rebar Supports

(5210) MB SUPER CHAIR - Continued

Note: Chair design is for steel and concrete casting surfaces specifically designed for the exposed concrete surfaces prevalent in Precast and Tilt-Up applications. This chair is not designed for use with plywood.



Description	MB Item #	Pieces Per Package	Weight Per Package
3-3/4"	214375	400	27
4"	214400	400	34
4-1/4"	214425	400	36
4-1/2"	214450	400	38
4-3/4"	214475	300	37
5"	214500	250	32
5-1/4"	214525	250	32
5-1/2"	214550	200	33
5-3/4"	214575	190	34
6"	214600	190	32
6-1/4"	214625	190	43
6-1/2"	214650	190	43
6-3/4"	214675	160	40
7"	214700	150	36
7-1/4"	214725	100	41
7-1/2"	214750	100	39
7-3/4"	214775	100	39
8"	214800	80	47
8-1/4"	214825	80	53
8-1/2"	214850	80	50

Plastic Rebar Supports

(5215) PLASTIC HIGH CHAIR (PHC)

Chairs are made from fiber filled composite material. They are gray in color which blends with the concrete while offering continuous corrosion protection. Points on feet firmly hold the chair in place with minimum contact.



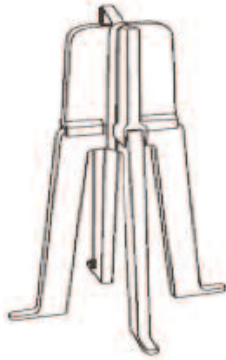
Description	MB Item #	Pieces Per Package	Weight Per Package
2"	283207	350	24.5
2-1/4"	283208	300	22.9
2-1/2"	283209	300	24.8
2-3/4"	283210	225	20
3"	283211	225	24.8
3-1/4"	283212	225	26.4
3-1/2"	283213	200	24.8
3-3/4"	283214	200	26.2
4"	283215	200	34.4
4-1/4"	283216	200	36
4-1/2"	283217	200	37.6
4-3/4"	283218	200	39.2
5"	283219	150	32.7
5-1/4"	283220	150	33.9
5-1/2"	283221	150	35
5-3/4"	283222	150	36.2
6"	283223	135	33.7
6-1/4"	283224	175	46.2
6-1/2"	283225	150	45.8
6-3/4"	283226	150	41.7
7"	283227	125	37.5
7-1/4"	283228	125	43.6
7-1/2"	283229	125	41.1
7-3/4"	283230	125	41.3
8"	283231	125	50.3
8-1/4"	283232	125	57.3
8-1/2"	283233	125	53
8-3/4"	283234	95	44.6
9"	283235	85	42.9
9-1/4"	283236	85	45.1
9-1/2"	283237	85	45.1
9-3/4"	283238	85	44.5
10"	283239	85	44.9

General Line Products

Plastic Rebar Supports

(5220) EXTENDED HIGH CHAIR (EHC)


Chairs are made from fiber filled composite material. They are gray in color which blends with the concrete while offering continuous corrosion protection. Points on feet firmly hold the chair in place with minimum contact.



Description	MB Item #	Pieces Per Package	Weight Per Package
10-1/4"	283240	50	25.7
10-1/2"	283241	50	25.7
10-3/4"	283242	50	26.4
11"	283243	50	26.4
11-1/4"	283244	50	30
11-1/2"	283245	50	30
11-3/4"	283246	50	30
12"	283247	50	30
12-1/4"	283248	50	32.6
12-1/2"	283249	50	35.4
12-3/4"	283300	50	35.7
13"	283301	50	36
13-1/4"	283302	50	37.8
13-1/2"	283303	50	39
13-3/4"	283304	50	38.7
14"	283305	50	38.9

100

(5225) SANDPLATE (SB)




Description	MB Item #	Pieces Per Package	Weight Per Package
3/4" to 4-1/4"	283310	500	20
4-3/4" to 18"	283312	300	16

Plastic Rebar Supports

(5230) PC-8 INTERSECTIONAL CHAIR (IC)

Intersectional chairs are designed for use at intersections of crossing reinforcement. The chair will locate reinforcement at the mid-height of the slab. The chair will not puncture the vapor barrier due to the large round support base.



Description	MB Item #	Pieces Per Package	Weight Per Package
1-1/2"	282465	1,000	31
2"	282467	1,000	40
2-1/2"	282470	1,000	47
3"	282472	700	54
3-1/2"	282474	700	61
4"	282476	500	41
5"	282480	450	37
5-1/2"	282482	350	42
7"	282489	250	38

101

(5235) MESH CHAIR WITH BASE (MSB) aka: GRADE OR REBAR CHAIRS

Special high chair with sandplate used on soft surfaces or slab on grade.

Up to a #5 Rebar & Mesh



Up to a
#4 Rebar
& Mesh

#5 Rebar
& Mesh

Description	MB Item #	Pieces Per Package	Weight Per Package
5/8" to 3/4"	282550	500	27
1" to 1-1/4"	282551	400	28
1-1/2" to 2"	282552	200	12
2" to 2-1/2"	282553	200	14
2-1/2" to 3"	282554	200	19
3-1/2" to 4"	282555	100	12

General Line Products

Plastic Rebar Supports

(5240) PC-2 SNAP-ON MESH CHAIR

Four sided, heavy duty plastic. Eliminates rust problems economically.
Used in precast and prestressed tees and slabs.



Description	MB Item #	Pieces Per Package	Weight Per Package
3/4"	790200	4,000	13
7/8"	790206	2,500	10
1"	790213	2,500	11
1-1/4"	790226	2,000	11
1-1/2"	790239	1,500	8
2"	790242	2,000	29
2-1/2"	790255	1,000	22
3"	790268	800	27

102

(5245) PC-3 SNAP-ON MESH CHAIR W/BASE

Four sided, heavy duty plastic. Eliminates rust problems economically.
Round Base provides solid support on grade.



Description	MB Item #	Bar Size	Pieces Per Package	Weight Per Package
1-1/2"	790307	4 ga. - 10 ga.	1,000	9
2"	790310	4 ga. - 10 ga.	1,300	27
2-1/2"	790323	4 ga. - 10 ga.	750	22
3"	790336	4 ga. - 10 ga.	500	20
4"	790352	4 ga. - 10 ga.	350	26

Plastic Rebar Supports

(5250) PC-4 SNAP-ON PAVING CHAIR W/BASE

Chair height indicates the dimension from the bottom of the base to the steel (cover dimension).
The round base provides solid support on grade.
Nail slots in the base.



Description	MB Item #	Bar Size	Pieces Per Package	Weight Per Package
3/4"	790404	#3 - #4	600	8
1-1/2"	790378	#3 - #4	800	15
2"	790381	#4 - #6	1,400	22
2-1/4"	790417	#3 - #4	800	24
2-1/4"	790418	#4 - #6	1,000	23
2-1/2"	790419	#4 - #6	750	20
2-3/4"	790420	#4 - #6	600	22
3"	790426	#4 - #6	600	23
3-1/4"	790433	#3 - #4	500	21
3-1/4"	790436	#4 - #6	600	23
3-1/2"	790446	#4 - #6	350	24
4"	790459	#4 - #6	300	20
4-1/4"	790460	#4 - #6	300	20
5"	790462	#4 - #6	250	21
5-1/2"	790465	#4 - #6	200	20
6"	790468	#4 - #6	200	24
6-1/2"	790471	#4 - #6	150	20
7"	790474	#4 - #6	150	22

103

(5255) PC-5 SNAP-ON BAR CHAIR

Firmly grips the rebar from #3 through #7. Designed to carry heavy vertical loads.



Description	MB Item #	Bar Size	Pieces Per Package	Weight Per Package
3/4"	790501	#3 - #7	2,000	14
1"	790514	#3 - #7	1,000	8
1-1/2"	790527	#3 - #7	2,000	24
2"	790530	#3 - #7	1,500	27
2-1/2"	790543	#3 - #7	1,000	22
3"	790556	#3 - #7	800	24

General Line Products

Plastic Rebar Supports

(5260) CA-5 REBAR CLIP

Stable bottom spacer with large clamp range.



Description	MB Item #	Bar Size	Pieces Per Package	Weight Per Package
5/8"	282790	#1 - #4	4,000	30
3/4"	282791	#1 - #4	4,000	30
1"	282793	#1 - #4	3,000	36
1-1/4"	282795	#1 - #4	2,000	44
1-1/2"	282797	#1 - #4	2,000	30
2"	282799	#1 - #4	1,500	39
2-1/4"	282801	#1 - #4	1,000	30
2-1/2"	282803	#1 - #4	1,000	34

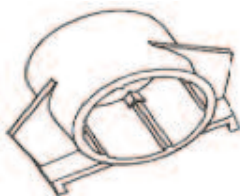
104 (5265) PLASTIC BAR CHAIR (PBC)



Description	MB Item #	Pieces Per Package	Weight Per Package
3/4"	283202	1,500	36.3
1"	283203	700	26.9
1-1/4"	283204	600	25.7
1-1/2"	283205	500	26.1
1-3/4"	283206	450	27

(3090) RETRO DOWEL CHAIR/CAP (Patented)

Clear in color for easy inspection of the dowel inside. For placement of dowels in retrofit concrete joint repair applications. Combinations of end and support chair allows for quick efficient placement of dowels as well as easy inspection.



Description	MB Item #	Pieces Per Package	Weight Per Package
1-1/2" Dowel	291825	100	25

Plastic Rebar Supports

(5300) PW-11 PLASWHEEL

Used to support light or heavy steel in slab and deck work. Plaswheels are designed to space rebar at sidewalls and columns, suitable for both horizontal and vertical steel. Assures positive cover requirements. Slots allow easy placement.



Description	MB Item #	Bar Size	Pieces Per Package	Weight Per Package
1/2"	291521	#1 - #2	1,000	11
5/8"	291522	#1 - #2	4,000	39
3/4"	291523	#2 - #3	2,000	25
1"	291524	#2 - #3	2,000	40
1"	291525	#1 - #6	2,000	50
1-1/4"	291526	#1 - #2	1,000	29
1-1/2"	291527	#1 - #2	1,000	18
1-1/2"	291528	#1 - #6	500	17
1-1/2"	291529	#2 - #4	1,000	33
2"	291530	#1 - #6	250	18
2"	291531	#2 - #4	500	21
2-3/8"	291532	#4 - #8	200	25
2-1/2"	291538	#1 - #6	250	23
2-3/4"	291539	#4 - #6	200	21
3"	291540	#1 - #6	150	26
3"	291541	#6 - #7	150	33
3-3/4"	291542	Mesh - #3	150	16
4"	291543	#4 - #9	100	33

105

(5305) PW-14 UNISPACER

This space wheel is an economical method of supporting rebar in a vertical position.



Description	MB Item #	Bar Size	Pieces Per Package	Weight Per Package
1"	282450	#1 - #6	1,000	32
1-1/2"	282452	#1 - #6	1,000	32
2"	282454	#1 - #6	500	17
2-3/4"	282457	#1 - #6	100	10

General Line Products

Plastic Rebar Supports

(5310) SPARFIX

Inexpensive spacer for use in precast.



Description	MB Item #	Bar Size	Pieces Per Package	Weight Per Package
3/8"	291490	Mesh	10,000	20
5/8"	291491	Mesh	4,000	15
3/4"	291492	Mesh	2,000	15
1"	291493	Mesh	2,000	35

(5350) BC-2 REBAR CAP (3 - 8) *NON-OSHA*

(5350) BC-4 REBAR CAP (9 -14) *NON-OSHA*

WARNING: Do not use for impalement protection. Sold in full cartons only.

106



Description	MB Item #	Pieces Per Package	Weight Per Package
#3 - #8	291835	250	8
#9 - #14	291835	50	12

(5355) BC-6 REBAR CAP (3 - 8) *OSHA*

(5355) BC-8 REBAR CAP (7 -12) *OSHA*

For impalement protection. (OSHA approved). Sold in full cartons only.



Description	MB Item #	Pieces Per Package	Weight Per Package
#3 - #8	291837	100	44
#7 - #12	291837	25	20